

# NLTE model atmospheres for post-AGB stars

Thomas Rauch, Jochen L. Deetjen

Institut für Astronomie und Astrophysik, Universität Tübingen, Germany

e-mail rauch@astro.uni-tuebingen.de



## Abstract

Present observational techniques provide stellar spectra with high resolution at a high signal-to-noise ratio over the complete wavelength range – from the far infrared to the X-ray.

NLTE effects are particularly important for hot stars, hence the use of reliable NLTE stellar model atmosphere fluxes is required for an adequate spectral analysis.

State-of-the-art NLTE model atmospheres include the metal-line blanketing of millions of lines of all elements from hydrogen up to the iron-group elements and thus permit precise analyses of extremely hot compact stars, e.g. central stars of planetary nebulae, PG 1159 stars, white dwarfs, and neutron stars. Their careful spectroscopic study is of great interest in several branches of modern astrophysics, e.g. stellar and galactic evolution, and interstellar matter.

## Introduction

During their evolution post-AGB stars can reach extremely high effective temperatures: Up to about 700 kK are predicted by Paczynski (1970) for a 1.2  $M_{\odot}$  star.

Due to their flux maximum in the EUV/X-ray wavelength range and depending on their photospheric composition and interstellar absorption some post-AGB stars have been detected as supersoft X-ray sources, e.g. all PG 1159 stars with  $T_{\text{eff}} > 140$  kK have been detected by ROSAT.

Realistic modeling of the emergent fluxes of these stars requires the consideration of all elements from hydrogen up to the iron group.

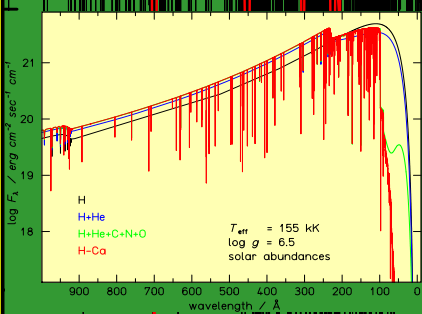
## NLTE Model Atmospheres

- NLTE code **PRO2** (Werner 1986, 1988)

- plane-parallel
- hydrostatic equilibrium
- radiative equilibrium
- H – Ca (Rauch 1997)
- more than 200 levels treated in NLTE
- more than 1000 lines
- iron group (Dreizler & Werner 1993, Deetjen et al. 1999)
- millions of lines [Tab. 1](#)

## Impact of light metals (F – Ca)

The drastic impact of the light metals (F – Ca) on the emergent flux in the EUV/X-ray wavelength region is shown in [Fig. 1](#) (cf. Rauch 1997).



[Fig. 1](#) Comparison of NLTE model atmosphere fluxes with different elemental composition at solar abundances

## NLTE Model Fluxes on the WWW

A grid ( $T_{\text{eff}} = 50 - 1000$  kK,  $\log g = 5 - 9$  (cgs), solar and halo abundances) of H – Ca model fluxes is available at <http://astro.uni-tuebingen.de/~rauch/flux.html>

## Iron-group elements (Sc – Ni)

A detailed consideration of all line transitions of the iron-group elements, like tabulated in Kurucz (1996), is impossible. Thus, we employed an opacity sampling method in order to calculate their absorption cross sections.

## Cross-sections of iron-group elements

- Cross-Section Creation Package **CSC** (Deetjen 1999)
- <http://astro.uni-tuebingen.de/~deetjen/csc.html>
- line cross-sections
  - radiative und collisional bound-bound
  - Kurucz's line lists (1996)
  - opacity sampling method
- photoionization cross-sections
  - radiative und collisional bound-free
- Opacity Project (Seaton 1994) for Fe

The term scheme of the model atom is typically divided into seven energy bands (Haas 1997)

A sample of iron-group elements can be combined in one generic model atom. The statistics of a typical generic model atom are summarized in [Tab. 1](#)

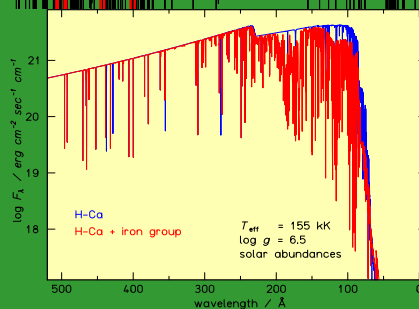
[Tab. 1](#) Summary of a generic Sc-Ni model atom used in our model atmosphere calculations. Numbers in brackets denote individual levels and lines used in the statistical NLTE line-blanketing approach

element	ion	NLTE levels	line transitions
generic	v	7 (20 437)	26 (6 042 725)
	vi	7 (16 062)	26 (4 784 314)
	vii	7 (12 870)	26 (2 573 617)
	viii	7 (9 144)	28 (3 229 141)
<b>total</b>		<b>28 (58 513)</b>	<b>106 (16 656 797)</b>

## Impact of iron-group elements

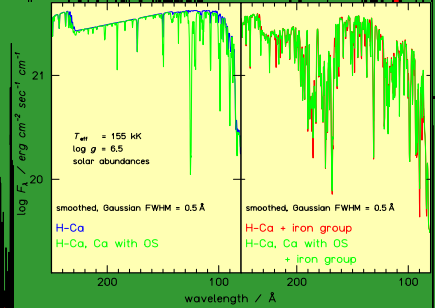
- H-Ca + iron-group model
- H-Ca trunk model atom ([Tab. 1](#))
- Sc – Ni in addition, generic model atom ([Tab. 2](#))
- all available (experimental + theoretical) levels + lines

The impact of the iron-group elements (Sc – Ni) on the model flux is shown in [Fig. 2](#).



[Fig. 2](#) Comparison of two NLTE model atmosphere fluxes without and with consideration of iron-group elements at solar abundances

In order to estimate the influence of an improved metal-line blanketing of Ca, we calculated a H-Ca model where we used the opacity sampling method analogously for Ca. The changes are significant and are shown in [Fig. 3](#).



[Fig. 3](#) Comparison of NLTE model atmosphere fluxes. Left: a H-Ca model with and without opacity sampling (OS) for Ca, right: H-Ca + iron group model from [Fig. 2](#) with and without OS for Ca

## Conclusions

- Emergent fluxes calculated from NLTE model atmospheres which include iron-group line blanketing show a drastic decrease of the flux level at high energies.
- For a reliable analysis of extremely hot stars, or the calculation of ionizing spectra from these (e.g. used as input for photoionization models) the consideration of all elements from hydrogen up to the iron group is mandatory.
- In the case of H – Ca models, a detailed consideration of the metal-line blanketing with all available lines of the light metals has an important influence on the spectrum.

## Ongoing and future work

**PRO2** is permanently updated in order to calculate state-of-the-art models for the analysis of the available spectra. This includes in the near future

- sphericity
- diffusion
- polarized radiation transfer

A new grid of models which includes a detailed line blanketing by Ca and by the iron group (cf. [Figs. 2, 3](#)) is presently calculated and will be available on the WWW at the end of this year.

## References

- Deetjen J.L., 1999, diploma thesis, University Tübingen  
 Deetjen J.L., Dreizler S., Rauch T., Werner K. 1999, in: White Dwarfs, ed. J.-E.Solheim, The ASP Conference Series Vol. 169, p. 475  
 Dreizler S., Werner K. 1993, A&A 278, 199  
 Haas S. 1997, PhD thesis, University Erlangen-Nürnberg  
 Kurucz R.L. 1996, IAU Symp. 176, Kluwer, Dordrecht, p. 52  
 Paczynski B. 1970, Acta Astr. 20, 47  
 Rauch T., 1997, A&A 320, 237  
 Seaton M.J., Yu Yan, Mihalas D., Pradhan A.K. 1994, MNRAS 266, 805  
 Werner K. 1986 A&A 161, 177  
 Werner K. 1988, A&A 204, 159

## Acknowledgements

This research was supported by the DARA/DLR under grant 50 OR 9705 5.

$\log(\sigma / \text{cm}^2)$

-21

-22

15.60

15.65

15.70

15.75

15.80

$\log(\nu / \text{Hz})$

[Fig. 4](#) Radiative bound-bound cross-section  $\sigma_{4,0}$  (band 6 to band 4) of Fe IV at  $\tau_e = 10^{10} \text{ cm}^{-3}$ , considered in detail black, more than 1000 000 frequency points within  $10^{12} \text{ Hz} \leq \nu \leq 10^{17} \text{ Hz}$  and with our opacity sampling method (red, about 10 000 frequency points)